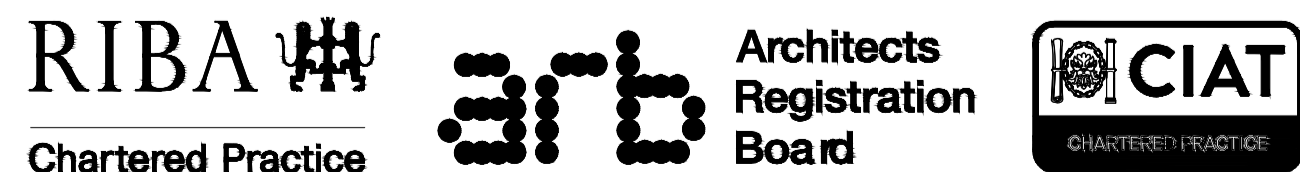
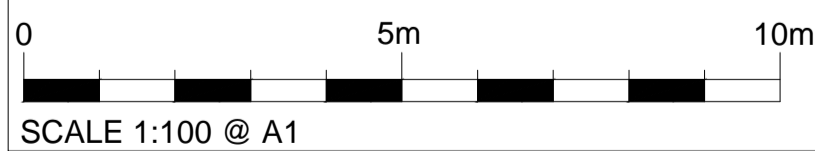



SCHEDULE	
LIDL	
Sales Area	1414 m ²
Warehouse (Inc. Freezer/Chiller & Storage)	475 m ²
Ancillary	242 m ²
Internal Walls	48 m ²
GIA (Without Canopy)	2179 m ²
GEA (Without Canopy)	2274 m ²



DIMENSIONS TO BE CONFIRMED ON SITE PRIOR TO START OF WORKS AND ODA TO BE INFORMED OF DISCREPANCIES IMMEDIATELY. NO DIMENSIONS TO BE SCALED FROM THIS DRAWING. ALL MATERIALS AND WORKS ARE TO BE CARRIED OUT IN ACCORDANCE WITH THE LATEST REVISION OF THE APPROPRIATE BRITISH STANDARDS OR EURO CODE. PLANNING APPROVAL, CURRENT BUILDING REGULATIONS AND CODES OF PRACTICE. PARTY WALL ACT - NOTICES UNDER THE PARTY WALL ACT ARE TO BE SERVED BY THE PROPERTY OWNER OR APPOINTED THIRD PARTY BY PROPERTY OWNER. HEALTH AND SAFETY - CDM 2015 REGULATIONS APPLY TO ALL CONSTRUCTION WORKS TO BE CARRIED OUT AND APPLY TO DESIGNERS, CONTRACTORS AND THE CLIENT, AS SUCH ALL PARTIES HAVE DUTIES UNDER THESE REGULATIONS.



Client
LIDL GREAT BRITAIN LTD
BLACKHEATH LANE, RUNCORN
WA7 1SE
Project
CONNAHS QUAY

Drawing
PROPOSED BUILDING PLAN
Project No:
20221
Drawing No:
AD_111

Purpose of Issue
PLANNING

Scale @ A1
1:100

Drawn
NJTE

Revision
-

Checked
GAP

Date
JUNE 2021



One Design Architects Ltd, Unit 1 Merchants Quay, Phase II, Ashley Lane, Shipley, West Yorkshire, BD17 7DB
Tel: 01274 591188
www.onedesignarchs.com mail@onedesignarchs.com
Registered in England & Wales No: 08355643

Architectural

Notes

Revisions

DO NOT USE FOR CONSTRUCTION